

Übersicht Seitenwände S400

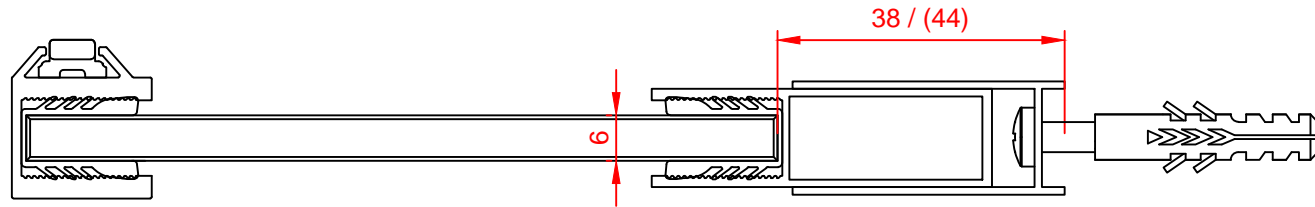
pt = Abstand AK Wanne - Glas 27 mm

ptw = Abstand AK Wanne - Glas 21 mm

Standard / Mass

Verwendung:

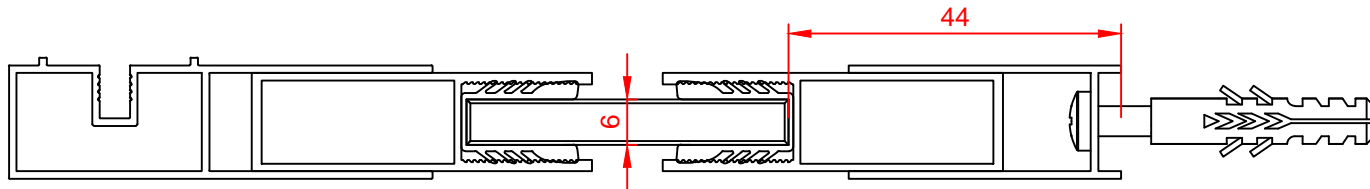
S400pt / ptw Standard und Mass



vkm / ptm / ptwm = Abstand AK Wanne - Glas 87 mm

dsm / dfm / ptw2m = Abstand AK Wanne - Glas 77 mm

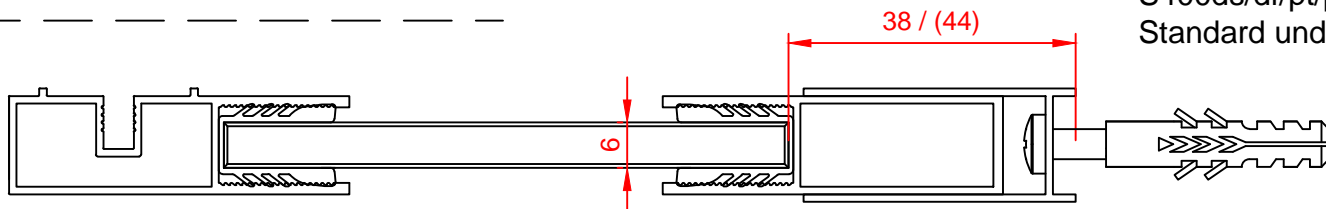
S400ds/df/pt/ptw/ptw2/vkm
 mit Ausschnitt



vkp / pt / ptw / ptw2 = Abstand AK Wanne - Glas 50 mm

vks / ds / df = Abstand AK Wanne - Glas 40 mm

S400ds/df/pt/ptw/ptw2/vks/vkp
 Standard und Mass

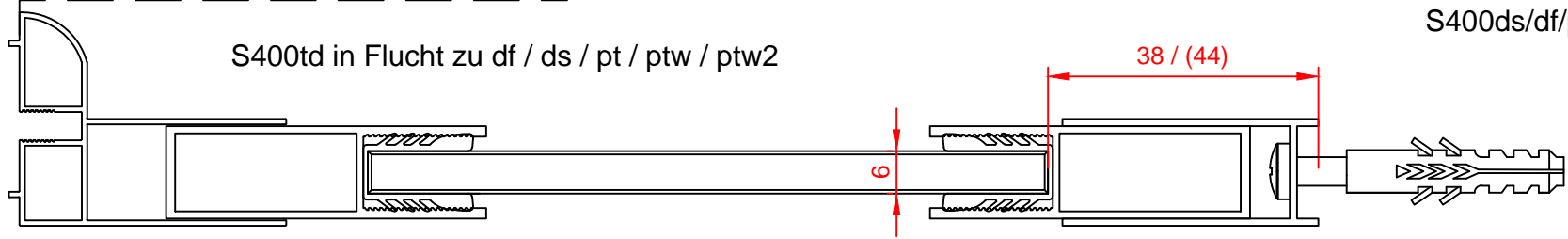


Übersicht Seitenwände S400

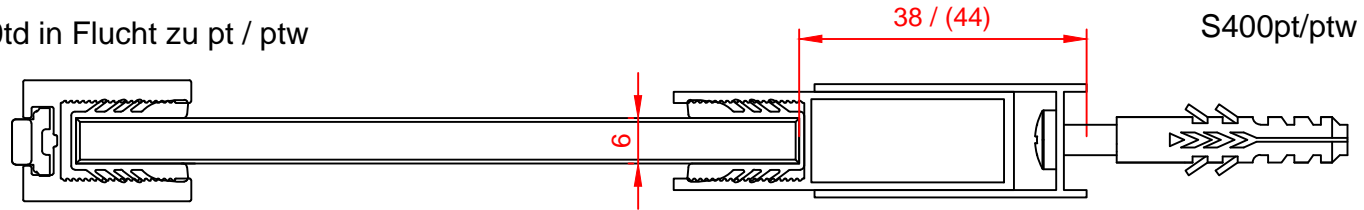
Abstand e3762 - Glas 49 mm

Verwendung:

S400ds/df/pt/ptw/ptw2 in Flucht

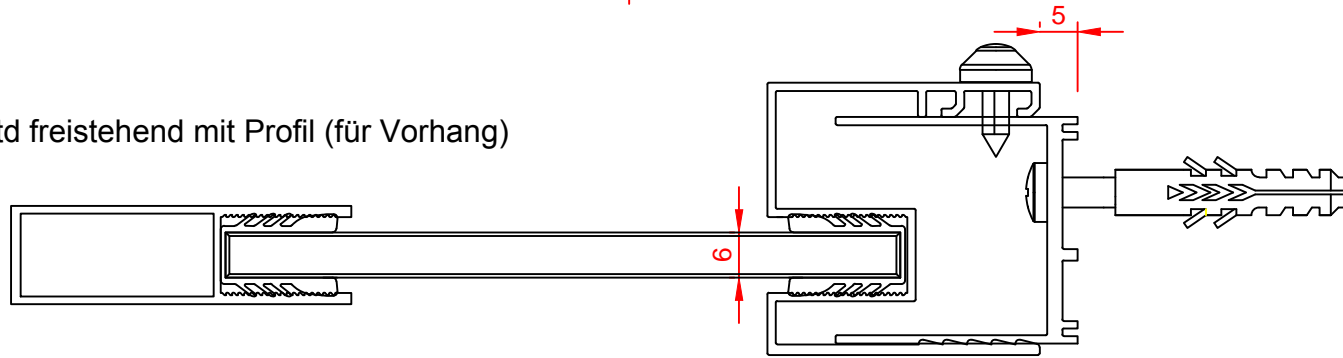


S400td in Flucht zu pt / ptw



S400pt/ptw

S400td freistehend mit Profil (für Vorhang)



S400td freistehend

